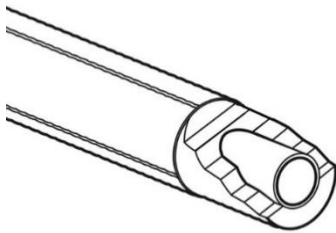


Pipe End Preparation Flexalen® PU

How to remove the casing pipe and the foam insulation of the pre-insulated pipes Flexalen® PU.



Required Tools

Tape measure

Marker

Knife

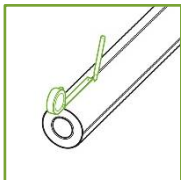
Putty knife

Pipe cutter

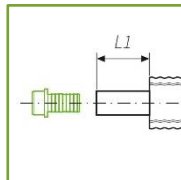
Application Instruction

Application conditions and pipe preparation

- Ambient temperature: +5 to +40°C
- Pipe is without damage
- Pipe is free from dirt and condensation

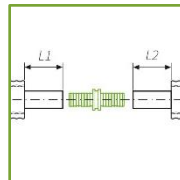


01. Measure and mark the length of exposed service pipe required for compression connector or electrofusion fitting installation.



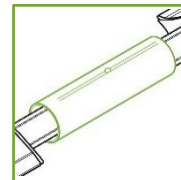
a) Installation of compression connector, weld adapter, flange adapter or tread connector and all weldable solutions:

Min. length for all pipe sizes:
L1 = 200mm +/- 30mm

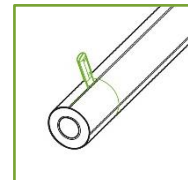


b) For service pipe connections (compressed or welded):

Min. length for all pipe sizes:
L1 = L2 = 200mm +/- 10mm

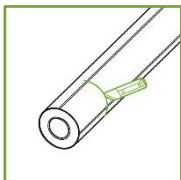


Attention: make sure to have enough overlap between sliding socket and casing pipe when using insulation couplers.



02. Carefully cut the outer casing along the pipe axis up to the marked measurement.

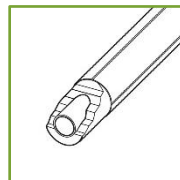
Attention: do not damage the surface of the service pipe.



03. Carefully cut around the circumference of the casing pipe at the measured mark - again taking care not to damage the service pipe.

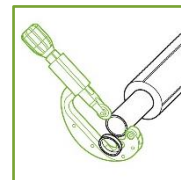


04. Peel back the cut section of the casing pipe.



05. Carefully remove the PU insulation foam from the service pipe, by using a putty knife.

Attention: do not damage the surface of the service pipe.



06. To make the pipe end straight, cut 30mm of service pipe with a suitable pipe cutter.

Disclaimer

All recommendations and information provided on this instruction leaflet are based on our knowledge and experience. Product specifications are intended as guidelines. Since conditions of service are beyond our control, users must satisfy themselves that products are suitable for the intended use. No guarantee or warranty is given or implied or that any use of products will not infringe rights belonging to other parties. We reserve the right to change product design and properties without notification.