

Labyrinth Sealing

Water-tight seal for wall entries of pre-insulated pipes Flexalen® PU, suitable for up to 0.5 bar water pressure.



Design

Special profiled, age-resistant neoprene rubber ring.



Required Tools

Cleaner

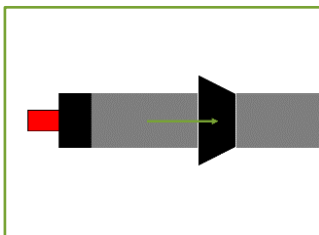


Tissues

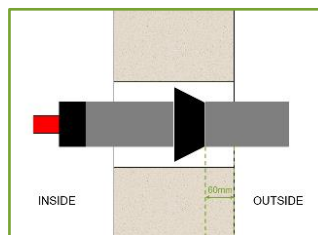
Application Instruction

Application conditions and pipe preparation

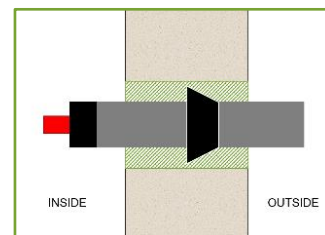
- Wall / foundation must be strong enough for the hole needed for the labyrinth sealing
- Transit and outer casing are undamaged and free from dirt and moisture



01.
Clean the casing of the pre-insulated pipe and slide the labyrinth seal over the clean pipe.



02.
Slide the pipe through the wall penetration and position it centrally with a horizontal distance of the wall seal from the outside wall of approx. 60 mm.



03.
To seal the wall penetration, backfill the carrier pipe and labyrinth seal centrally positioned with commercially available swelling mortar (concrete).

Disclaimer

All recommendations and information provided on this instruction leaflet are based on our knowledge and experience. Product specifications are intended as guidelines. Since conditions of service are beyond our control, users must satisfy themselves that products are suitable for the intended use. No guarantee or warranty is given or implied or that any use of products will not infringe rights belonging to other parties. We reserve the right to change product design and properties without notification.