

Butt Fusion Welding 110-315

Welding technique (principle) for Flexalen® polybutene service pipes (PB-H) OD110-315mm



Required Tools

Cleaner

Tissues

Butt fusion welding equipment

Tent (depending on weather conditions)

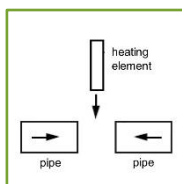
Application Instruction

Application conditions and pipe preparation

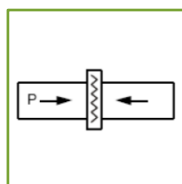
- Ambient temperature: +5 to +40°C
- No rainy or windy (≥ 3 bfr / 3.4-5.4 m/s) weather conditions
- Service pipe is cut straight and without damage
- Service pipe is free from dirt and condensation

} use a tent to create correct conditions if not already given

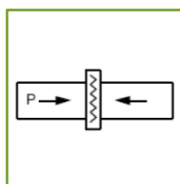
Principle



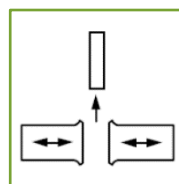
01. Position the service pipes or the fitting(s) in the hydraulic clamping set. Position the heating element between the parts to be welded.



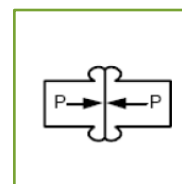
02. Build up the bead-up (levelling) pressure by pressing the tubes or the fitting against the heating element, until a bead of 1-2 mm (see table) occurs all around the pipe.



03. Reduce the bead-up pressure to the values of the warm-up pressure and start welding time (warm-up time).



04. After the welding time, open the hydraulic clamps and remove the heating element.



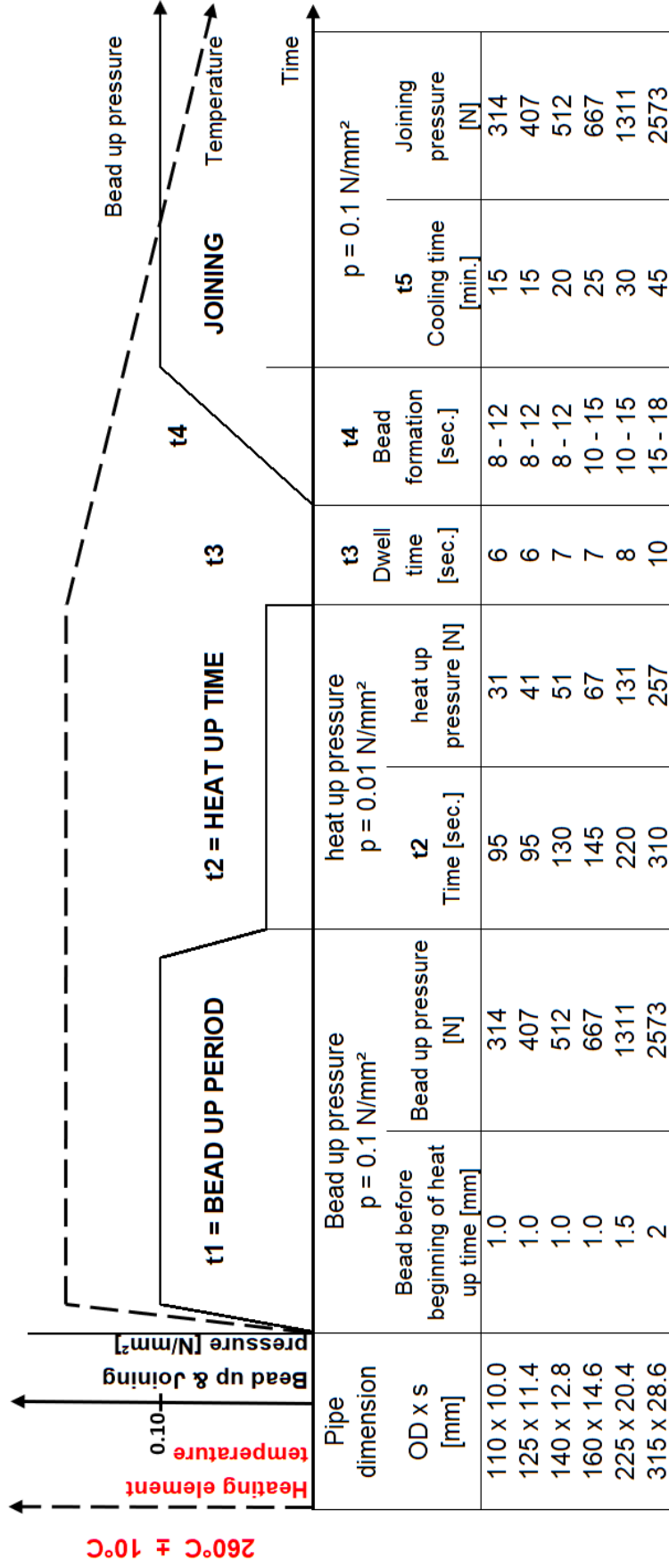
05. Press the tubes or fitting(s) against each other during the bead formation time and maintain it for the cooling time (joining pressure).

IMPORTANT: FOR WELDING PROCESS ALWAYS FOLLOW THE INSTRUCTIONS OF YOUR SPECIFIC BUTT FUSION WELDING MACHINE.

Disclaimer

All recommendations and information provided on this instruction leaflet are based on our knowledge and experience. Product specifications are intended as guidelines. Since conditions of service are beyond our control, users must satisfy themselves that products are suitable for the intended use. No guarantee or warranty is given or implied or that any use of products will not infringe rights belonging to other parties. We reserve the right to change product design and properties without notification.

Welding parameters



t1
t2

t3 = Dwell time / removal of heating device

t4 = Bead formation time under pressure

t5 = Cooling time under a constant pressure

IMPORTANT: PLEASE CONTACT YOUR LOCAL THERMAFLEX PARTNER FOR CALCULATING THE PRESSURE SETTINGS FOR YOUR SPECIFIC BUTT FUSION WELDING EQUIPMENT.

