

Rubber End Cap

Rubber end cap for sealing Flexalen® 600 and Flexalen® Multiline pre-insulated pipes in longitudinal direction



Required Tools

Cleaner

Tissues

Knife

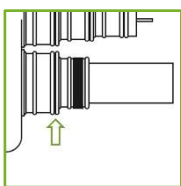
Cable ties

Application Instruction

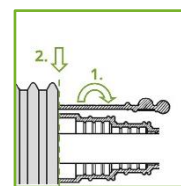
Application conditions and pipe preparation

- Ambient temperature: +5 to +40°C
- Service pipe is cut straight and without damage
- Service pipe and outer casing is free from dirt and condensation

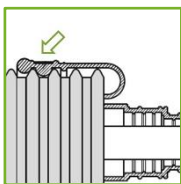
Note: Place the rubber end cap before scraping the service pipe (Flexalen®PB EVOH) to prevent contamination



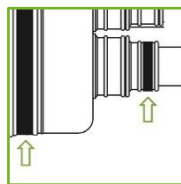
01.
Select the correct rubber end cap for your pre-insulated pipe. If necessary, cut the rubber end cap to fit your service pipe dimension. Only use the groove at the end cap made for this purpose.



03.
Fold the part of the rubber end cap intended for the casing pipe inside out (1.). Apply the rubber end cap first on the service pipe(s) and slide it towards the casing pipe/insulation foam as far as possible(2.). If required, use water or PB cleaner as lubricant.



04.
Fold back the rubber end cap to cover the casing pipe. Make sure that it overlaps at least 3 corrugations of the casing pipe and fits into the corrugation as shown in picture 4.



05.
Secure the fit of the rubber end cap on both the service pipe(s) and casing pipe by mounting cable ties on the caps' notches intended for this purpose. Cut off excess length of the cable ties.

Attention: if the end cap is mounted on a pipe end to be post-insulated, do not mount cable ties on the casing pipe but only the service pipes! See other product instruction leaflet(s).

Disclaimer

All recommendations and information provided on this instruction leaflet are based on our knowledge and experience. Product specifications are intended as guidelines. Since conditions of service are beyond our control, users must satisfy themselves that products are suitable for the intended use. No guarantee or warranty is given or implied or that any use of products will not infringe rights belonging to other parties. We reserve the right to change product design and properties without notification.