

Heat Shrink End Cap

Heat-shrinkable watertight end cap for Flexalen® PU and Flexalen® PU SL pre-insulated pipes



Required Tools

Cleaner

Tissues

Emery cloth

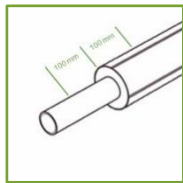
Gas burner

Tent (depending on weather conditions)

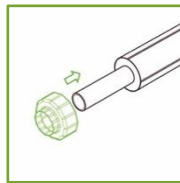
Application Instruction

Application conditions and pipe preparation

- No rainy weather conditions; use a tent to protect pipe from rain
- Service pipe and outer casing is free from dirt and condensation

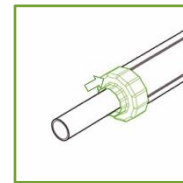


01.
Ensure that at least 100 mm of the pipe's outer casing and the service pipe is clean and free of dust or dirt. Rough up this area with emery cloth and clean with a cleaner for PE / PB material.

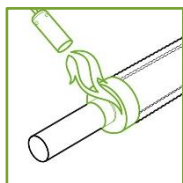


02.
Slide the heat shrink end cap over the pipe.

Attention! Do not remove the protective foil from the glue line inside the end cap before its installation.



03.
Push the heat shrink end cap as far as possible to the end of the insulation and outer casing of the pre-insulated pipe. Remove the protective foil from the inside of the heat shrink end cap to expose the adhesive surface.

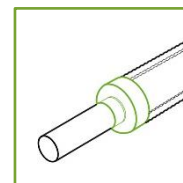


04.
Shrink the end cap by uniformly heating it with a gas burner or heat gun. Continuously move the flame from one area to another by rotating the gas burner around the pipe. Avoid overheating the end cap by heating any one area too long.

Attention! Avoid direct flame contact with the PB service pipe. Use a wet towel or similar to protect the PB service pipe to avoid damages of the PB pipe.



The gas burner flame must be adjusted according to weather conditions. Use a soft, yellow-colored flame preferable to avoid damaged of the casing and service pipe(s).



05.
Check if the installed heat shrink end cap
a) is in full contact with both the service pipe and the outer casing
b) is pressed in to the jacket pipe completely
c) has fully formed to the profile

Disclaimer

All recommendations and information provided on this instruction leaflet are based on our knowledge and experience. Product specifications are intended as guidelines. Since conditions of service are beyond our control, users must satisfy themselves that products are suitable for the intended use. No guarantee or warranty is given or implied or that any use of products will not infringe rights belonging to other parties. We reserve the right to change product design and properties without notification.