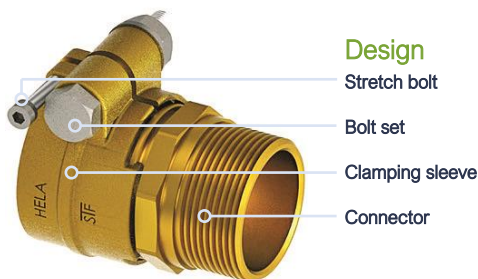


# Flexalen® Compression fitting system

Pre-insulated piping system by Thermaflex®

Mechanical fitting system for Flexalen®PB service pipes



## Design

Stretch bolt

Bolt set

Clamping sleeve

Connector

## Benefits

- Fast and easy installation without special tools
- Safest choice for underground and accessible area installation at high-pressure rating 95°C/8bar
- System certification BRL 5609-2<sup>1</sup> and QB08 (Avis technique Flexalen) certified
- Safe and durable connection without rubber sealings

## Technical Properties

Compression fitting system for Flexalen® PB service pipes for potable water, heating and district heating applications. The Compression fitting system is included in the CSTB/QB08 and KIWA Flexalen® system certifications and third-party controlled according BRL KOMO 5609-2 and Avis technique Flexalen.

Properties	
Max. operating pressure	8bar*(95°C)
Standard dimension ratio (Service pipe)	SDR11
Pipe series (Service pipe)	S5
Suitable for service pipes with and without EVOH layer	
Suitable to connect PB to PEX service pipes	

\*depending on diameter

Material	
Material fitting body / Connector*	CW625N, CB770S
Weld adapter	S355
Clamp sleeve*	CW625N and CB770S
Bolt set (Tightening bolt)	Stainless steel 316
Stretch bolt	Zinc Zn

<sup>1</sup> Dimensions OD25 to OD90mm

### Disclaimer

All recommendations and information provided on this data sheet are based on our knowledge and experience. Product specifications are intended as guidelines. Since conditions of service are beyond our control, users must satisfy themselves that products are suitable for the intended use. No guarantee or warranty is given or implied or that any use of the products will not infringe rights belonging to other parties. We reserve the right to change product design and properties without notification.

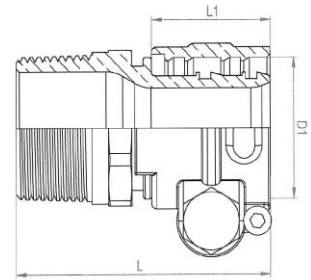
# Availability



## Compression fitting, Male thread

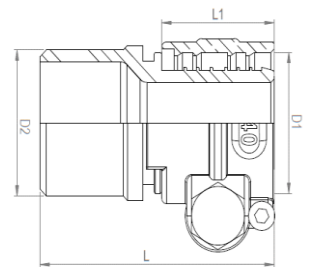
Product code	Service pipe OD x s [mm]	Transition MT (BSP) [mm]	L [mm]	L1 [mm]	Weight [kg]
1730-020000-481*	20 x 2.8	3/4"	61	25.5	0.19
1730-025000-481	25 x 2.3	3/4"	61	26.0	0.19
1730-032000-481	32 x 3.0	1"	68	29.0	0.32
1730-040000-481	40 x 3.7	5/4"	77	36.0	0.55
1730-050000-481	50 x 4.6	6/4"	79	36.0	0.64
1730-063000-481	63 x 5.8	2"	97	46.0	1.13
1730-075000-481	75 x 6.8	2 1/2"	107	53.0	1.68
1730-090000-481	90 x 8.2	3"	119	58.0	2.59
1730-110000-481	110 x 10.0	4"	135	70.0	4.05
1730-125000-481	125 x 11.4	5"	144	69.0	5.44
1730-140000-481	140 x 12.7	5"	137	70.0	6.71
1730-160000-481	160 x 14.6	6"	145	70.0	7.64

\*SDR7.4 / S3.2



## Compression fitting, Weld adapter

Product code	Service pipe OD x s [mm]	Transition NPS (DN) [mm]	L [mm]	L1 [mm]	Weight [kg]
1730-025000-480	25 x 2.3	DN20	61	26	0.18
1730-032000-480	32 x 3.0	DN25	63	29	0.28
1730-040000-480	40 x 3.7	DN32	75	36	0.50
1730-050000-480	50 x 4.6	DN40	84	36	0.64
1730-063000-480	63 x 5.8	DN50	88	46	0.97
1730-075000-480	75 x 6.8	DN65	101	53	1.57
1730-090000-480	90 x 8.2	DN80	108	58	2.29
1730-110000-480	110 x 10.0	DN100	114	70	3.53
1730-125000-480	125 x 11.4	DN100	120	69	4.34
1730-140000-480	140 x 12.7	DN125	120	70	5.60
1730-160000-480	160 x 14.6	DN150	145	70	7.23

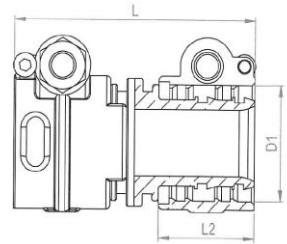




# Availability

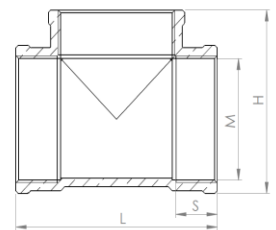
## Compression Coupler

Product code	Service pipe OD x s [mm]	Service pipe OD x s [mm]	L [mm]	L2 [mm]	Weight [kg]
1730-025025-480	25 x 2.3	25 x 2.3	68	26	0.27
1730-032032-480	32 x 3.0	32 x 3.0	75	29	0.44
1730-040040-480	40 x 3.7	40 x 3.7	90	36	0.82
1730-050050-480	50 x 4.6	50 x 4.6	90	36	0.99
1730-063063-480	63 x 5.8	63 x 5.8	110	46	1.69
1730-075075-480	75 x 6.8	75 x 6.8	128	53	2.64
1730-090090-480	90 x 8.2	90 x 8.2	144	58	4.01
1730-110110-480	110 x 10.0	110 x 10.0	168	70	6.35
1730-125125-480	125 x 11.4	125 x 11.4	167	69	8.10
1730-140140-480	140 x 12.7	140 x 12.7	169	70	10.17
1730-160160-480	160 x 14.6	160 x 14.6	169	70	11.64



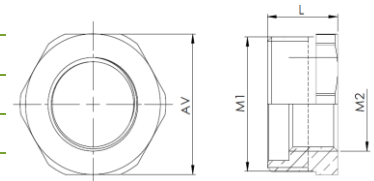

## Brass T-piece female for Compression fitting, Male Thread

Product code	M Thread (ISO7)	L [mm]	H [mm]	Weight [kg]
1730-025000-484	3/4"	50	45	0.18
1730-032000-484	1"	60	51	0.28
1730-040000-484	5/4"	72	61	0.44
1730-050000-484	6/4"	84	71	0.64
1730-063000-484	2"	116	92	0.90
1730-075000-484	2 1/2"	130	109	1.82
1730-090000-484	3"	145	123	2.34
1730-110000-484	4"	181	156	3.82
1730-125000-484	5"	238	198	7.00



## Brass Reducer Male / Female for Compression fitting, Male Thread

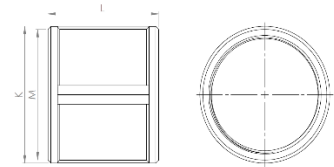

Product code	M1 Thread (ISO7)	M2 Thread (ISO7)	L [mm]	AV [mm]	Weight [kg]
1730-032025-485	1"	3/4"	22	34	0.18
1730-040032-485	5/4"	1"	24	43	0.18
1730-050040-485	6/4"	5/4"	26	50	0.28
1730-063032-485	2"	1"	32	62	0.27
1730-063040-485	2"	5/4"	32	62	0.50
1730-063050-485	2"	6/4"	32	62	0.49
1730-075050-485	2 1/2"	6/4"	37	78	0.64
1730-075063-485	2 1/2"	2"	37	78	0.63
1730-090063-485	3"	2"	40	91	0.96
1730-090075-485	3"	2 1/2"	40	91	0.64
1730-110063-485	4"	2"	48	115	2.17
1730-110075-485	4"	2 1/2"	48	115	1.76
1730-110090-485	4"	3"	48	115	1.48
1730-125090-485	5"	3"	57	130	3.12
1730-125110-485	5"	4"	57	130	2.04





# Availability

Brass Socket Female for Compression fitting, Male Thread				
Product code	M Thread (ISO7)	L [mm]	K [mm]	Weight [kg]
1730-025025-486	3/4"	37	39	0.15
1730-032032-486	1"	37	39	0.15
1730-040040-486	5/4"	45	50	0.22
1730-050050-486	6/4"	53	56	0.31
1730-063063-486	2"	57	68	0.44



Brass Elbow Female for Compression fitting, Male Thread				
Product code	M Thread (ISO7)	L [mm]		Weight [kg]
1730-025000-483	3/4"	60		0.20
1730-032000-483	1"	61		0.26
1730-040000-483	5/4"	69		0.36
1730-050000-483	6/4"	76		0.52
1730-063000-483	2"	92		0.73
1730-075000-483	2 1/2"	109		1.47
1730-090000-483	3"	124		1.95
1730-110000-483	4"	157		3.28
1730-125000-483	5"	198		5.29

